



TRUST RE

25

TWENTY FIVE YEARS

Offshore Cyber Security Risk: Is it Real?

By: Nadjib Bouzeboudjen MSc ACII

1. Introduction
2. Risk Perception
3. Top Targeted Industries
4. Motives
5. Cyber Risk Insurance
6. Reality Check
7. The Future



Recognised Player

Capital: USD 200,000,000

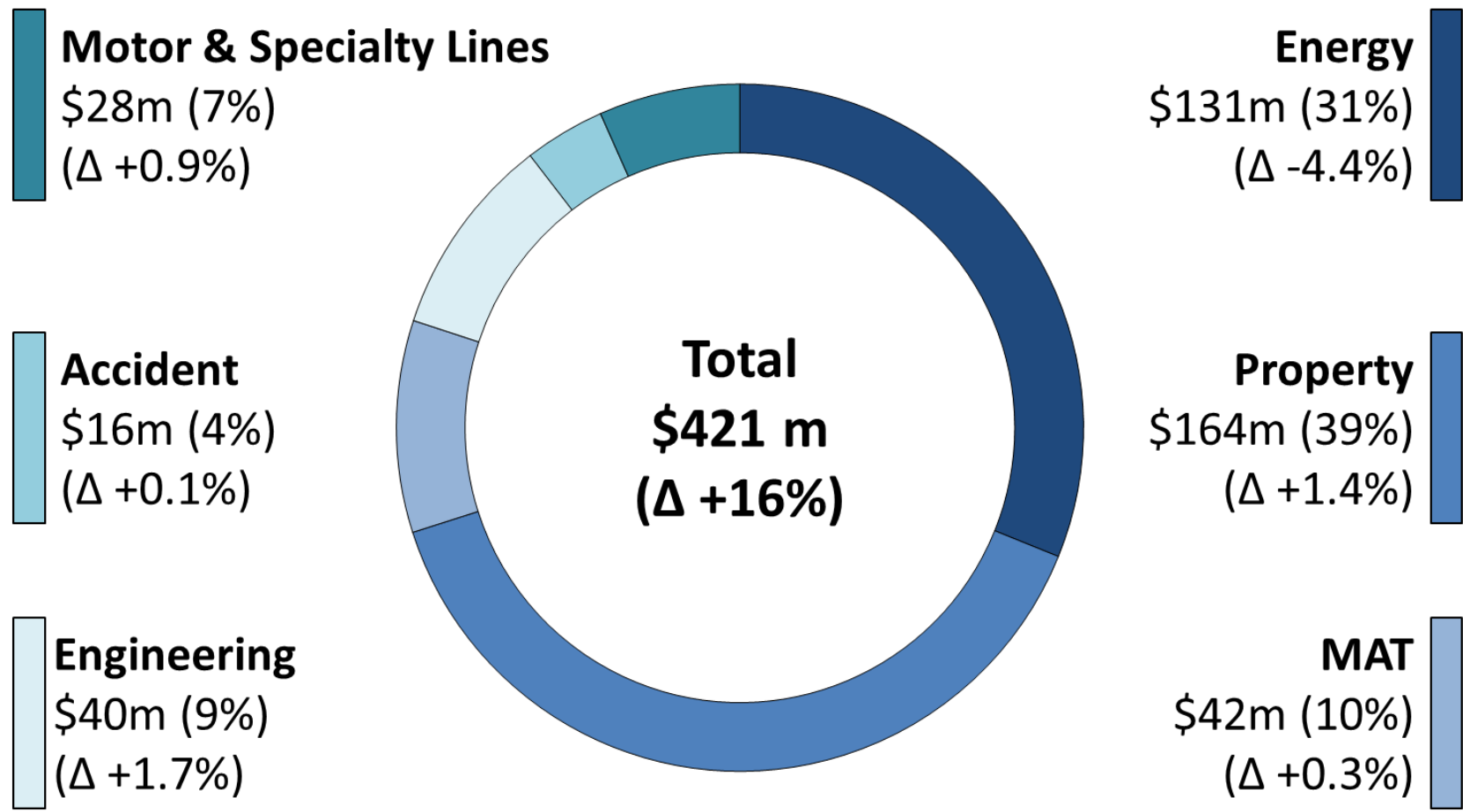


Assets: USD1,300,000,000

Portfolio Split

2014 Gross Written Premium by Class

Gross Written Premium by Class

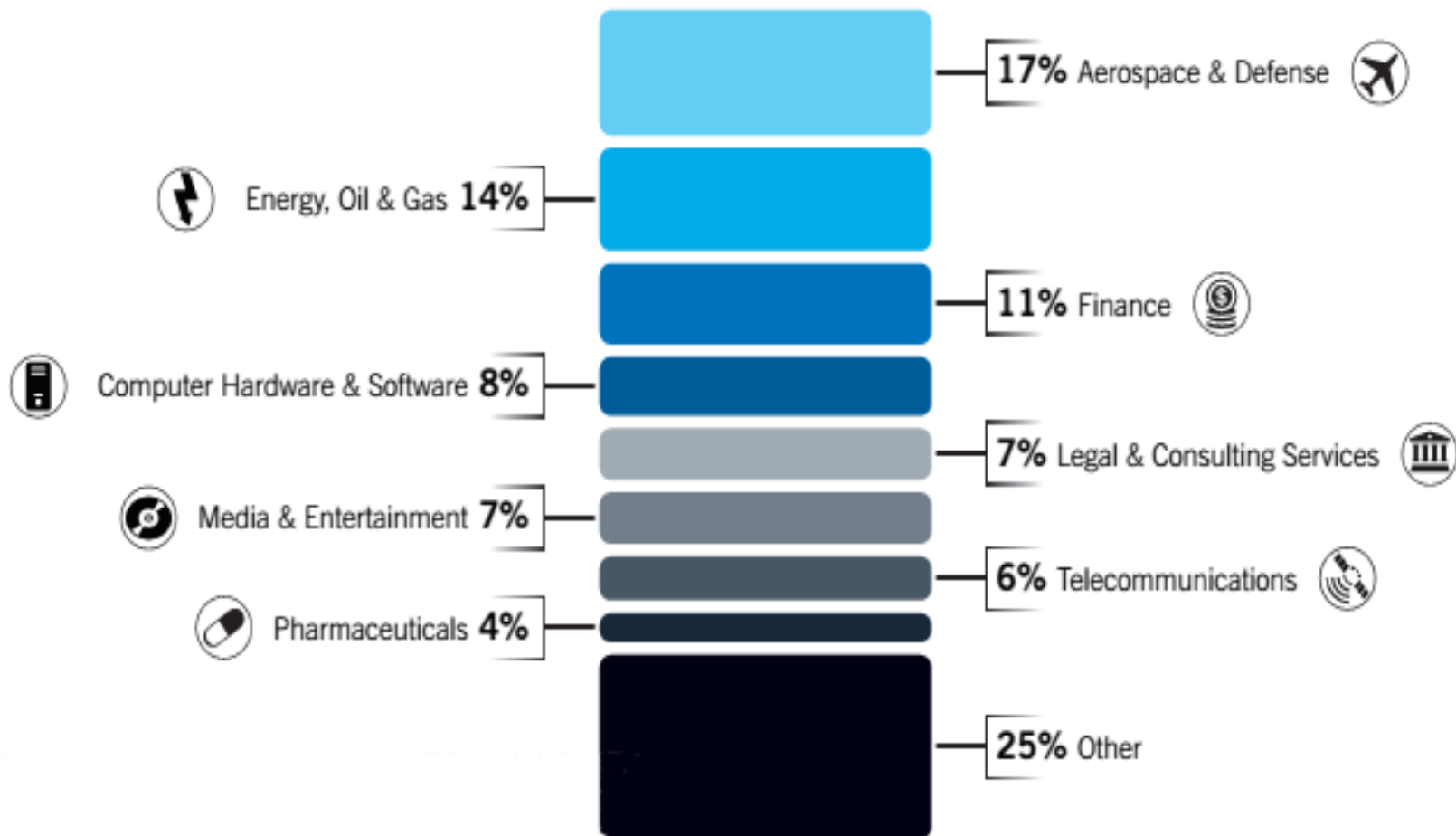


Risk Perception – 2015 Allianz Risk Barometer

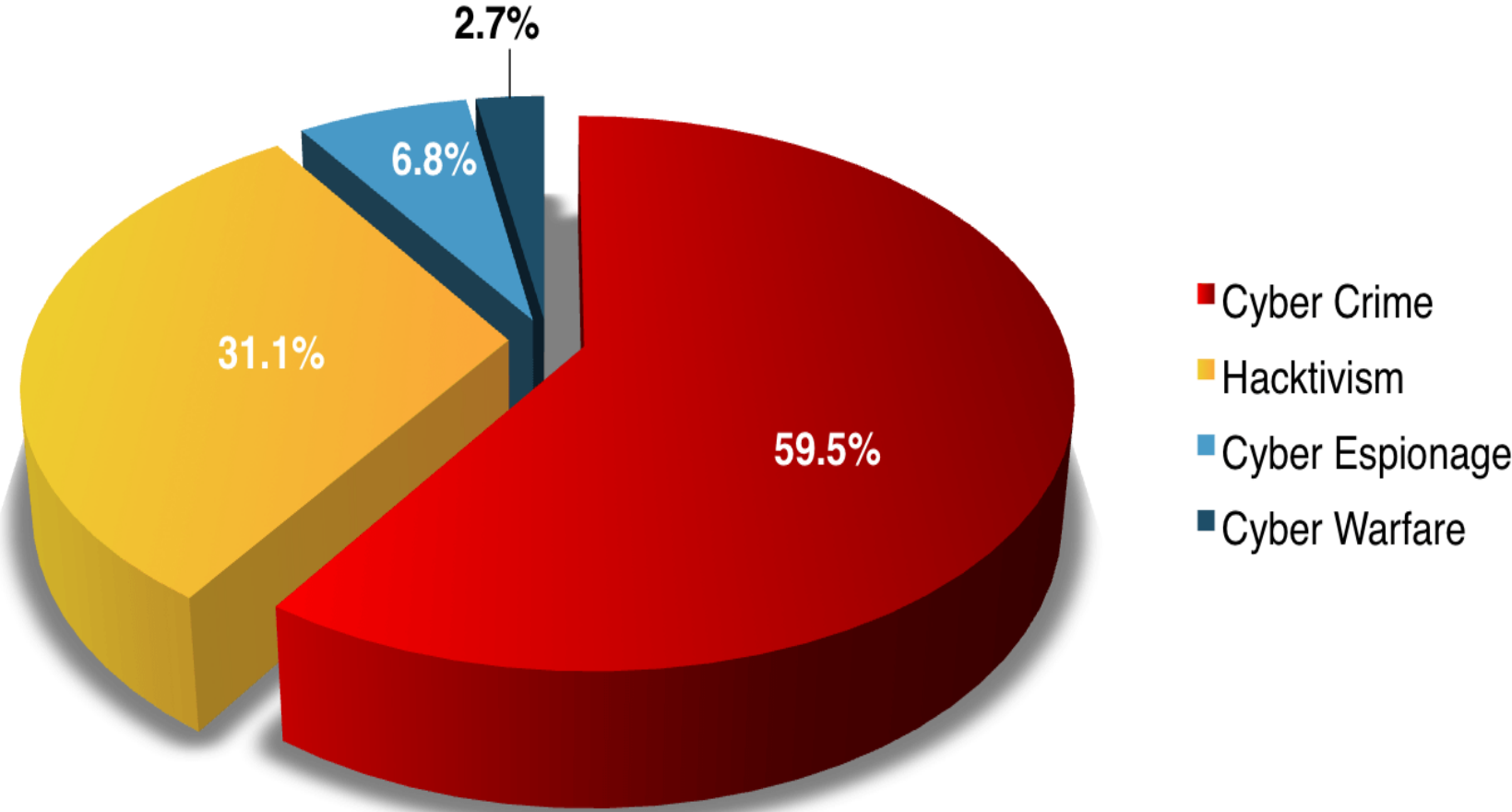
			2014 Rank	Trend
1	Business interruption and supply chain	46%	1 (43%)	-
2	Natural catastrophes	30%	2 (33%)	-
3	Fire/explosion	27%	3 (24%)	-
4	Changes in legislation and regulation	18%	4 (21%)	-
5	Cyber crime, IT failures, espionage, data breaches	17%	8 (12%)	▲
6	Loss of reputation or brand value (e.g. from social media)	16%	6 (15%)	-
7	Market stagnation or decline	15%	5 (19%)	▼
8	Intensified competition	13%	7 (14%)	▼
9	Political/social upheaval, war	11%	18 (4%)	▲
10	Theft, fraud, corruption	9%	9 (10%)	▼

Top Targeted Industries - Mandiant

Industries Being Targeted by Advanced Attackers



Motivations Behind Attacks July 2015



Recent Events

1982
trans-
siberian
pipeline
disaster

2010
Stuxnet

2012
Shamoon

2014
FSO
Shutdown

2000
Gazprom

2011
SCADA
HACK

2013
ENRC

- Triggering the emergency alarm
- Overriding the GPS setting
- Increasing the drilling rotation speed
- Altering the well pressure by pumping more mud
- Activating the BOP
- Tampering with the engine
- Tampering with the Jacking up legs
- Amending the flow in the pipeline

Covered

- Liability Claims
- First party response costs
- Forensic IT costs
- BI
- Data recovery
- Extortion
- Multimedia

Not Covered

- Bodily Injury
- Property Damage
- BI

Reality Check



- Wording being discussed
- Expertise building up
- Complexity of attacks
- Security Certification

- <https://www.mandiant.com/>
- <http://www.hackmageddon.com/cyber-attacks-timeline-master-indexes/>

Thank you for your attention

